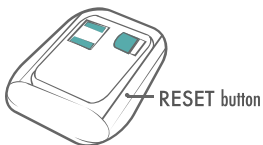
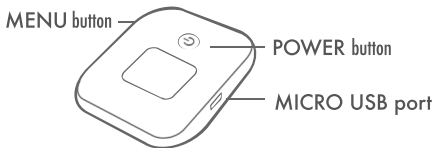


# PRODUCT OVERVIEW



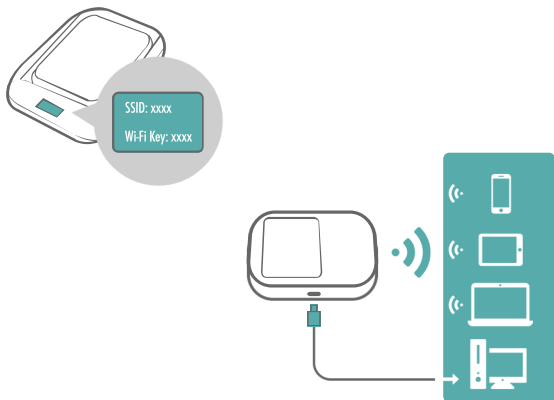
**POWER button** : Press and hold to turn your Mobile Wifi on or off.

**MENU button** : Press to display the menu.

**RESET button** : Press and hold to reset your Mobile WiFi and restore it to its factory settings.

If you forget the username, password or SSID for your Mobile WiFi, try restoring the device to its factory settings.

# PRODUCT FUNCTIONALITY



Press the MENU button to access the menu and view the current SSID and Wi-Fi key on the device screen.

We strongly recommend that you change the default SSID and Wi-Fi key to keep your data secure.

# PRODUCT SPECIFICATIONS

---

**Manufacturer & Model:** Huawei E5577C

---

**Technologies:** LTE (4G), UMTS (3G) GSM (2G)

---

**Frequencies:** LTE FDD: 800 / 850 / 900 / 1800 / 2100 / 2600 MHz  
UMTS: 850 / 900 / 1900 / 2100 Mhz  
GSM: 850 / 900 / 1800 / 1900Mhz

---

**Maximum speed:** LTE: 150 Mbit/s down, 50Mbit/s up  
UMTS: 42.2 Mbit/s down, 5.76 Mbit/s up  
(when using DC-HSPA+)  
GSM: 384 kbit/s (when using EDGE)

---

**WIFI:** 802.11b/g/n to 300 Mbit/s, 2 × 2 MIMO,  
both the 2.4 GHz and 5 GHz, repeater mode

---

**Software testing: Firmware Version:** 21.200.05.00.00